
OVERVIEW

The Two-Man Rule System controls personnel into sensitive areas where a minimum of two people are required at all times. This is accomplished through the use of LCD Displays that step individuals through the proper procedure for entering the sensitive area while the Dual Credential Verification ensures that the individuals have actually entered the secured area.



SYSTEM OPERATION

Two people are required to present their access credentials to the Card Reader. When access has been granted, the door unlocks and the individuals are prompted to enter and close the door. Upon door closure, the unit prompts the individuals to present their access credentials to the Exit Readers (Interior Readers) before entry to the secured area is permitted.

After two people have been admitted into the secured area, additional individuals are allowed to enter but still must verify entry. The system monitors the number of persons in the secured area and displays the occupancy total on the LCD units.

Exiting the secured area is controlled in the same manner as entering except the process is reversed. If three or more people are in the secured area, single exits are allowed but still require each individual to present their access credentials to the Entry Reader (Exterior Reader). Once the occupancy total within the Secured Area reaches two, both individuals must use the Exit Reader before the door unlocks. The door must be closed and then verification from both individuals is required on the entry reader.

If at any time verification is not completed, the unit will activate a verification violation alarm. Alarms can only be reset through the Bypass Key Switch.

The Motion Sensor is active when the Secured Area is vacant. If motion occurs, the unit activates an Unauthorized Presence Alarm.

The Door Held Open Alarm activates if the door is propped during an Entry or Exit Sequence. The Door Forced Open Alarm activates if the door is opened without providing valid access credentials.

The LCD Displays can be used to adjust the delays associated with the entry and exit sequences but can only be accessed when the system is in bypass.

CUT SHEET CONTINUED

SPECIFICATIONS

Power	24VDC @ 1.5 Amps
Inputs	4 Card Reader Input Capability – 2 Entry Readers and 2 Exit Readers Door Contact Motion Sensor Key Switch N/O or N/C Motion Sensor set up
Outputs	Form C Relays rated 7 Amps @ 30VDC Unauthorized Presence Alarm Door Forced Open Alarm Door Held Open Alarm Verification Violation Alarm Lock Control 80dB Sounder Two Liquid Crystal Displays (LCD's) with real time messaging
Text Messages	Verify Tmr = ___ s Access Tmr = ___ s Door Opn Tmr = ___ s Authen. Tmr = ___ s Vacant Present 2nd Badge Access Grntd Proceed Please Close Door Please Authenticate Occupied Occupancy: = ___ Bypassed Unauth. Presence Alm Door Forced Open Alm Door Held Open Alm Authen. Violation Alarm Vacate The Room Notify Security Armed in ___ s
Dimensions	LCD Display (4 lines X 20 characters each) 7.418" W x 5.00" H Display Backbox 4" H x 6 ¾" W x 3 ½" D PLC 10 ½" W x 13 H"
Mounting	LCD flush or surface mounts to wall with display back box PLC can mount in a 12" x 16" x 8" NEMA rated electrical enclosure Bypass key switch w/LED's mounts in 2 Gang, 2 ½ inch deep electrical box

KOUBA & ASSOCIATES, INC.

4040 FM 535

BASTROP, TEXAS 78602

PHONE: 512.303.5033

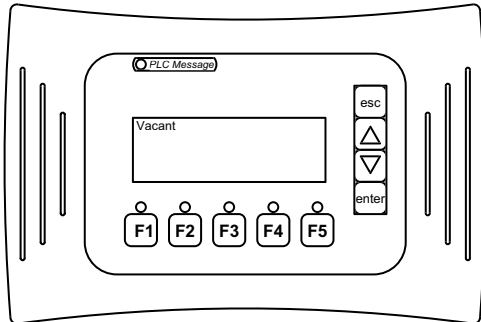
FAX: 512.321.4692

WWW.KOUBASYSTEMS.COM

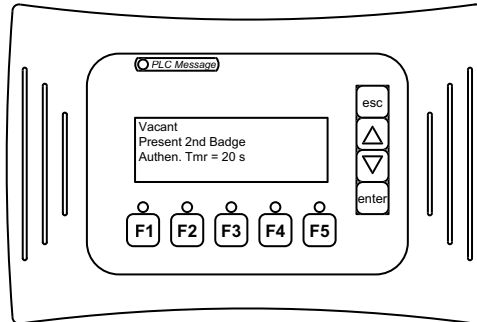
VACANT ENTRY SEQUENCE

(two people required to enter room)

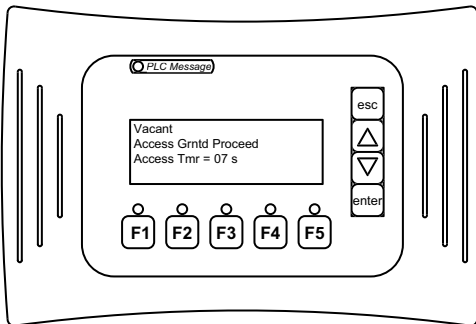
1. Approach the reader



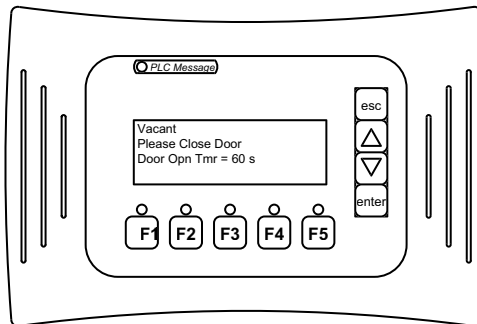
2. 1st individual presents badge to reader



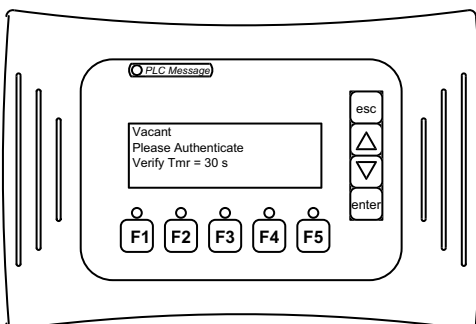
3. 2nd individual presents badge to reader (door unlocks)



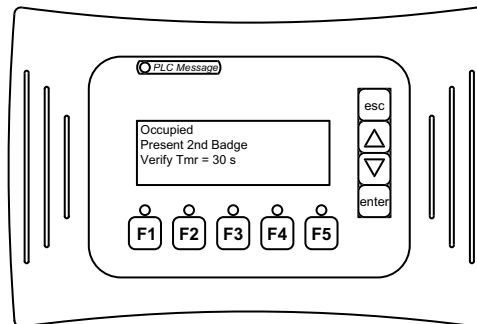
4. Door is opened (door lock immediately re-locks)



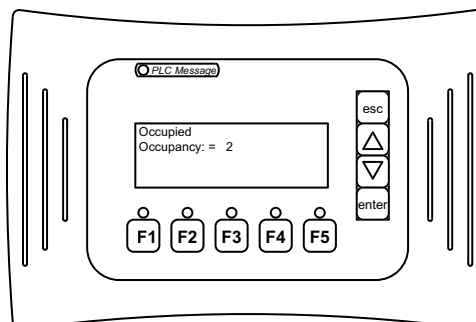
5. Door is closed



6. 1st individual authenticates on the reader

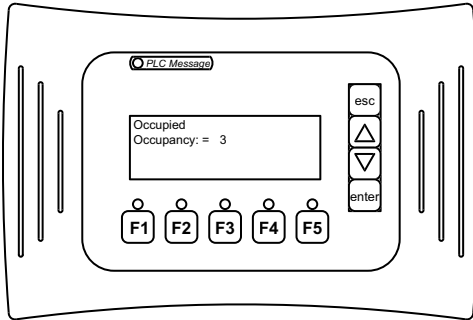


7. 2nd individual authenticates on the reader

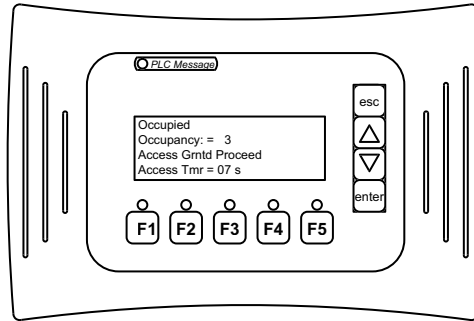


OCCUPIED EXIT SEQUENCE (more than two individuals in room)

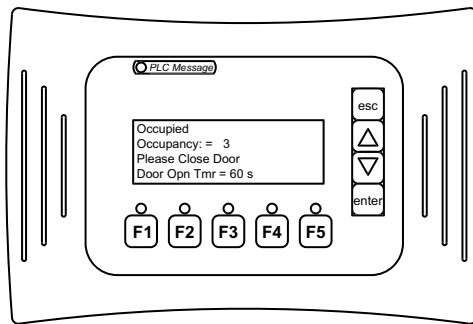
1. Approach the reader



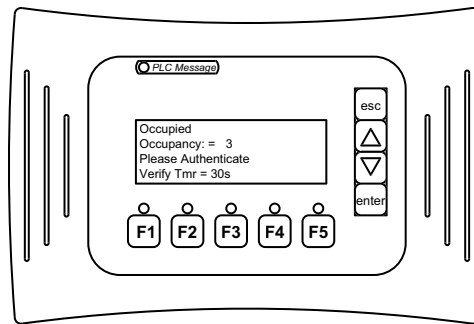
2. Individual presents badge to reader (door unlocks)



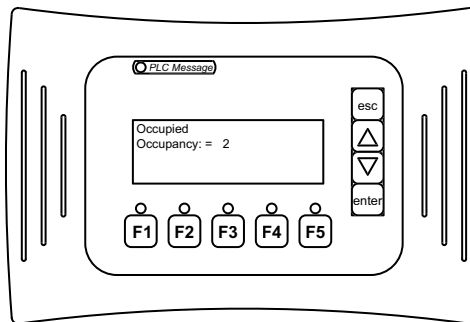
3. Door is opened (door lock immediately re-locks)



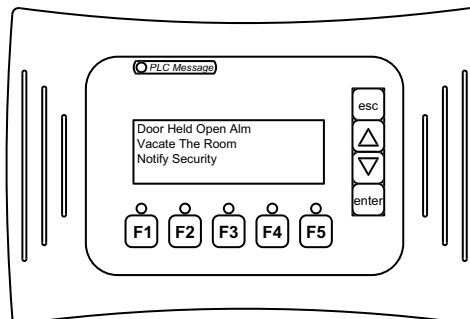
4. Door is closed



5. Individual authenticates on the reader



Door is open longer than permitted



**DOOR HELD
OPEN ALARM**